

## Seven-Year Financial Summary

### Consolidated Income Statement Summary

for the year ended 31st December

HK\$ million	2002	2001	2000	1999	1998	1997	1996
Turnover	<b>3,595</b>	3,838	3,345	3,187	3,372	3,377	3,013
Profit attributable to shareholders	<b>3,425</b>	3,323	3,228	3,141	2,855	2,411	886
Dividends							
Interim dividend paid	<b>485</b>	473	451	293	271	225	–
Proposed final dividend	<b>1,048</b>	947	902	654	586	496	361
	<b>1,533</b>	1,420	1,353	947	857	721	361

### Consolidated Balance Sheet Summary

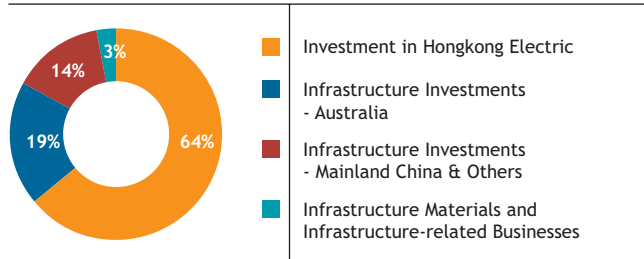
as at 31st December

HK\$ million	2002	2001	2000	1999	1998	1997	1996
Property, plant and equipment	<b>1,992</b>	2,137	2,267	2,328	2,336	1,700	1,627
Interests in associates	<b>24,425</b>	20,035	20,378	12,609	10,450	9,657	95
Interests in jointly controlled entities	<b>4,538</b>	4,606	4,791	2,591	2,276	1,629	1,000
Interests in infrastructure project investments	<b>2,465</b>	3,469	4,294	6,280	7,056	5,989	3,762
Investments in securities	<b>803</b>	759	754	676	–	–	–
Other non-current assets	<b>43</b>	43	39	11	6	4	2
Current assets	<b>8,121</b>	5,193	4,034	3,171	2,838	3,689	4,873
Total assets	<b>42,387</b>	36,242	36,557	27,666	24,962	22,668	11,359
Current liabilities	<b>(2,939)</b>	(4,726)	(4,526)	(609)	(686)	(727)	(2,639)
Non-current liabilities	<b>(10,376)</b>	(4,505)	(7,011)	(3,967)	(3,107)	(3,106)	(4)
Minority interests	<b>(219)</b>	(224)	(256)	(253)	(256)	(10)	(5)
Total liabilities	<b>(13,534)</b>	(9,455)	(11,793)	(4,829)	(4,049)	(3,843)	(2,648)
Net assets	<b>28,853</b>	26,787	24,764	22,837	20,913	18,825	8,711

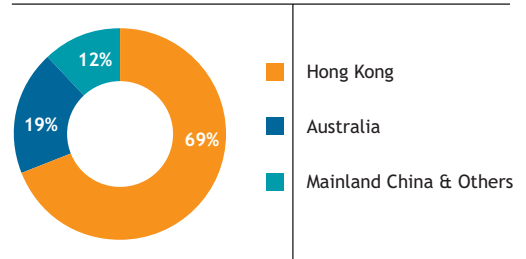
### Per Share Data

HK\$	2002	2001	2000	1999	1998	1997	1996
Earnings per share	<b>1.52</b>	1.47	1.43	1.39	1.27	1.15	0.75
Dividends per share	<b>0.68</b>	0.63	0.60	0.42	0.38	0.32	0.16
Net book value per share	<b>12.80</b>	11.88	10.99	10.13	9.28	8.35	6.37

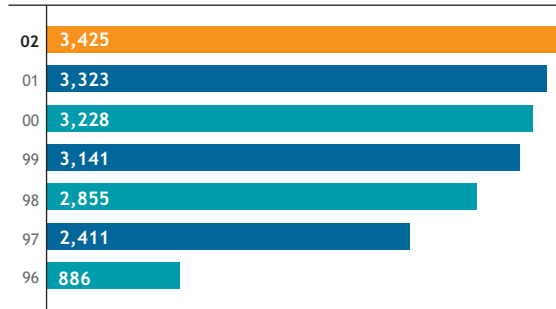
### 2002 Profit Contribution by Business Segment



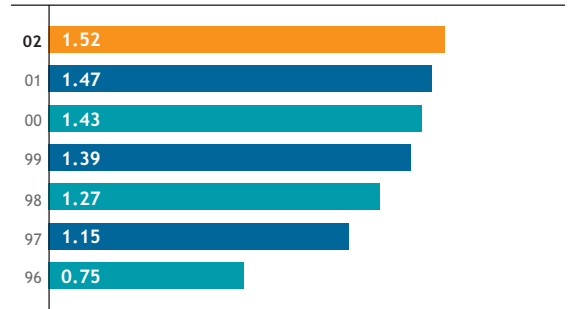
### 2002 Profit Contribution by Geographic Region



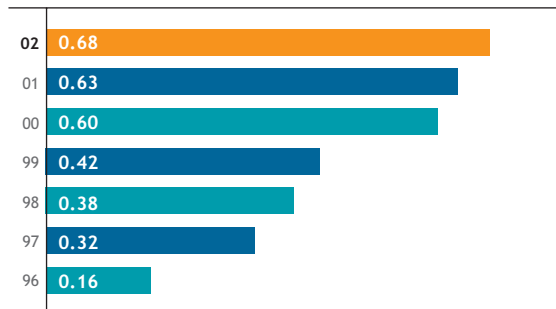
### Profit Attributable to Shareholders HK\$ million



### Earnings Per Share HK\$



### Dividends Per Share HK\$



### Net Book Value Per Share HK\$

